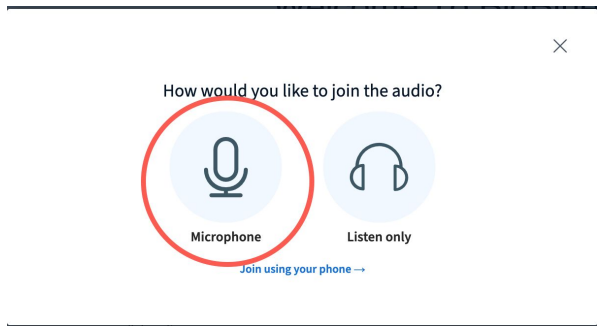
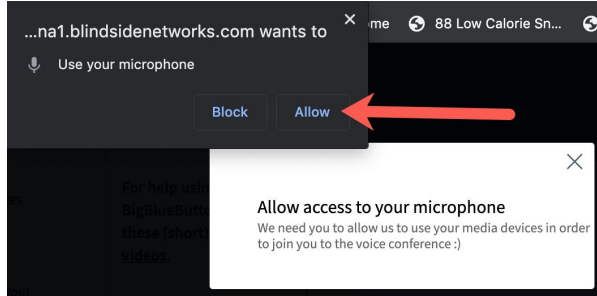
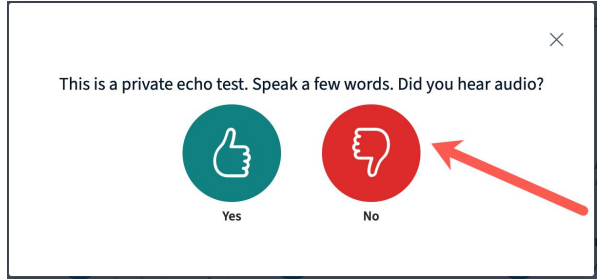
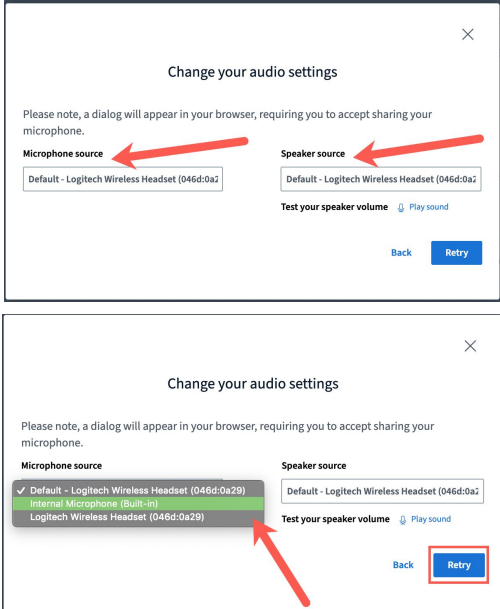


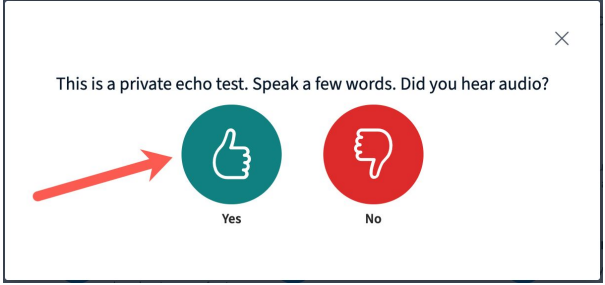
TROUBLESHOOTING SOUND IN BIGBLUEBUTTON



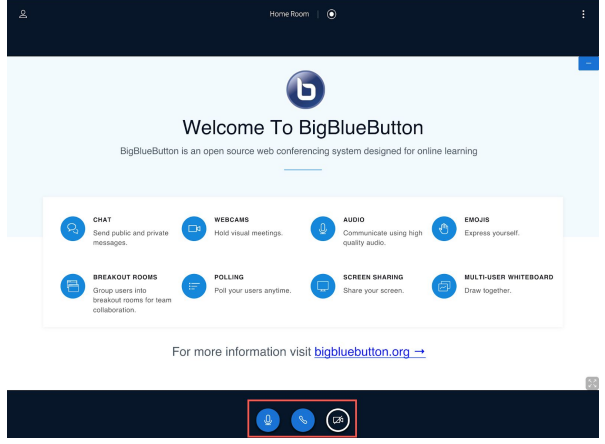
<p>1.</p>	<p>The screen will ask “How would you like to join the audio?” Pick Microphone.</p>	
<p>2.</p>	<p>A pop-up window will appear and you will click Allow.</p>	
<p>3.</p>	<p>Test out your microphone. Talk a little and see if you can hear your echo.</p> <ul style="list-style-type: none">- If not, boo! Click the thumbs down/ no.	
<p>4.</p>	<p>Check the Microphone and Speaker source.</p> <ul style="list-style-type: none">- Click on the box to change the source.- Play a sound to test.- When ready, click Retry	

TROUBLESHOOTING SOUND IN BIGBLUEBUTTON



<p>5.</p>	<p>Test out your microphone again. Talk a little and see if you can hear your echo.</p>	
-----------	---	--

Final Screen

<p>6.</p>	<p>You will then be able to use the audio that is at the bottom of your screen.</p>	
-----------	---	---