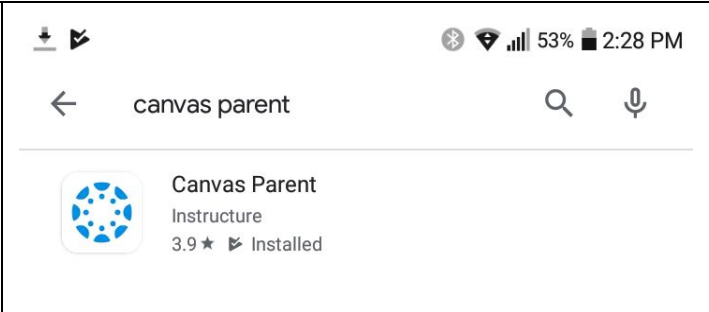

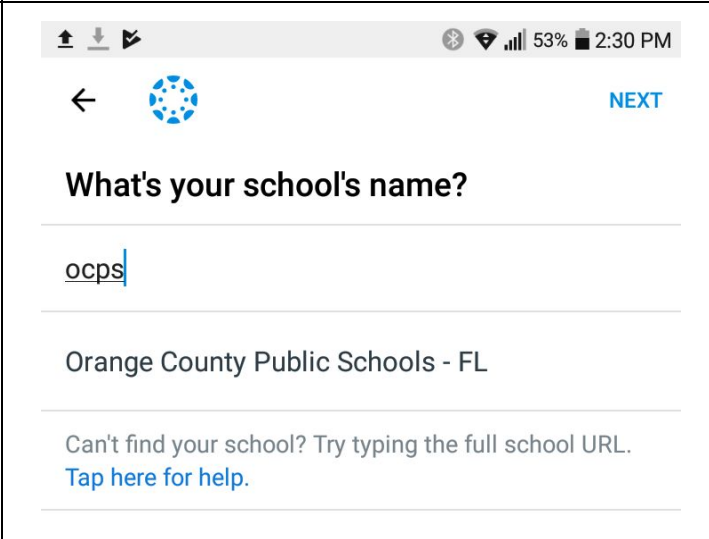



# Accessing the Canvas Parent App


Note: **BEFORE** you try to use the Canvas Parent App, you will need to have a Classlink parent account. You can learn more about this process by going to [ocps.net](http://ocps.net). Once there click on Parents and Students and select Skyward. Once the account is created, follow the directions below.

<p>1. Download the Canvas Parent App from the Google Play Store.</p>	
<p>2. Click to launch the Canvas Parent App.</p>	
<p>3. Click "Find my school".</p>	
<p>4. When prompted with "What's your school's name?" enter OCPS and select Orange County Public Schools.</p>	


5. Click the "Parent Login" button.



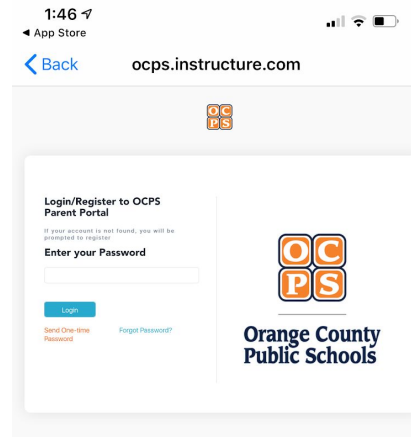
6. Click the green "Parent Login" button at the top of the screen.



7. Login to your Classlink Parent Portal. Enter your email/phone number used to create your account.



8. Enter your Password.



You should now be able to see your student inside the Parent App.

For more information on using the Parent App, go to <https://canvasparent.ocps.net>.