

Monday, May 16, 2022

30% Design Community Meeting

Lakeview Middle School Comprehensive Renovation

Welcome! This meeting will begin shortly.




**Orange County
Public Schools**



Lakeview MS Comprehensive Renovation Community Meeting Agenda

May 16, 2022, 6:00PM

- Welcome – School Board Vice Chairman, Melissa Byrd
 - Introductions – Lauren Roth, Facilities Communications
 - Project Update – Architect: Song + Associates, Inc.
 - Questions and Answers
 - Adjournment
- 

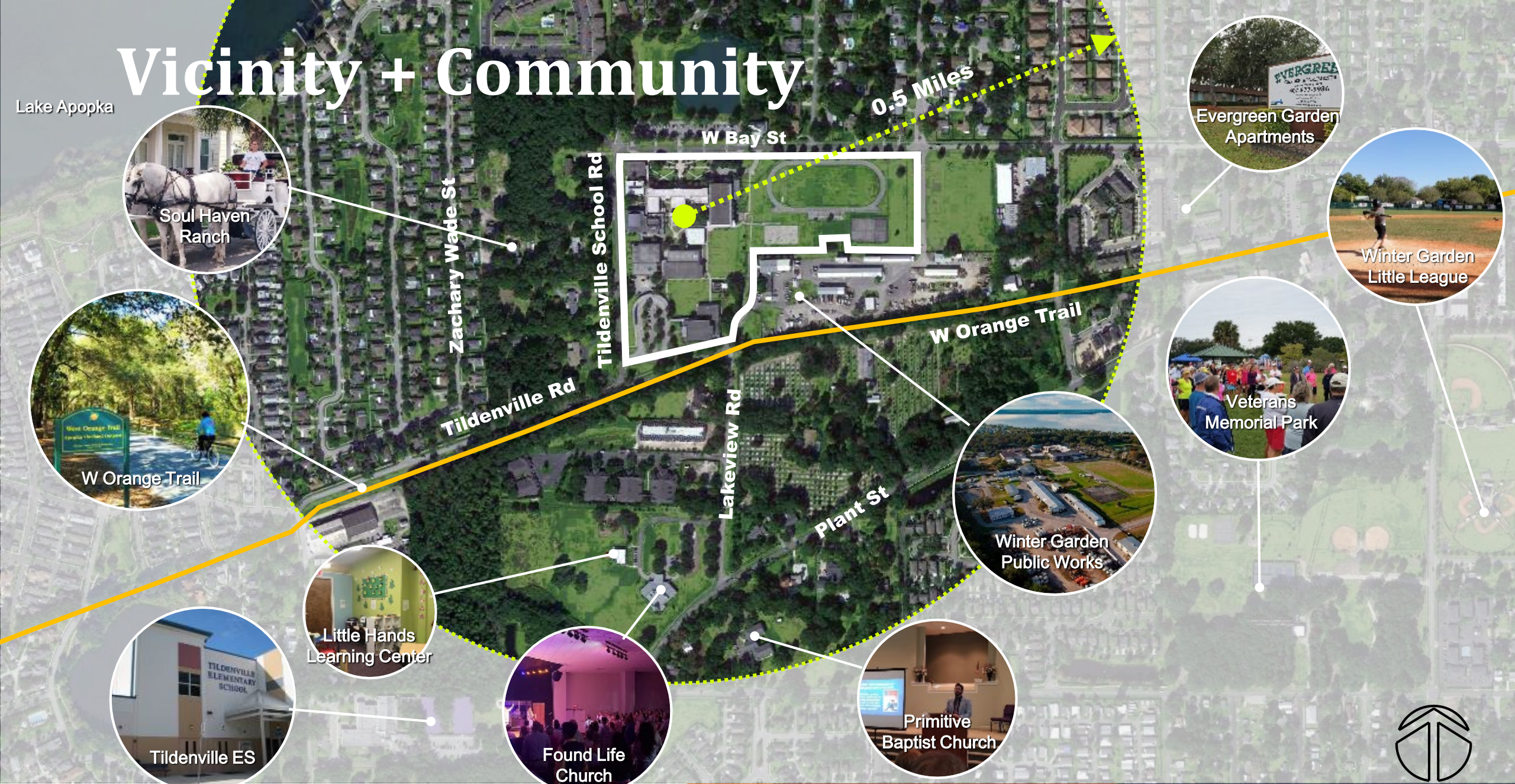
***Welcome Message from District 7
Board Member
Melissa Byrd***



***Introductions by Senior Manager
Facilities Communications
Lauren Roth***



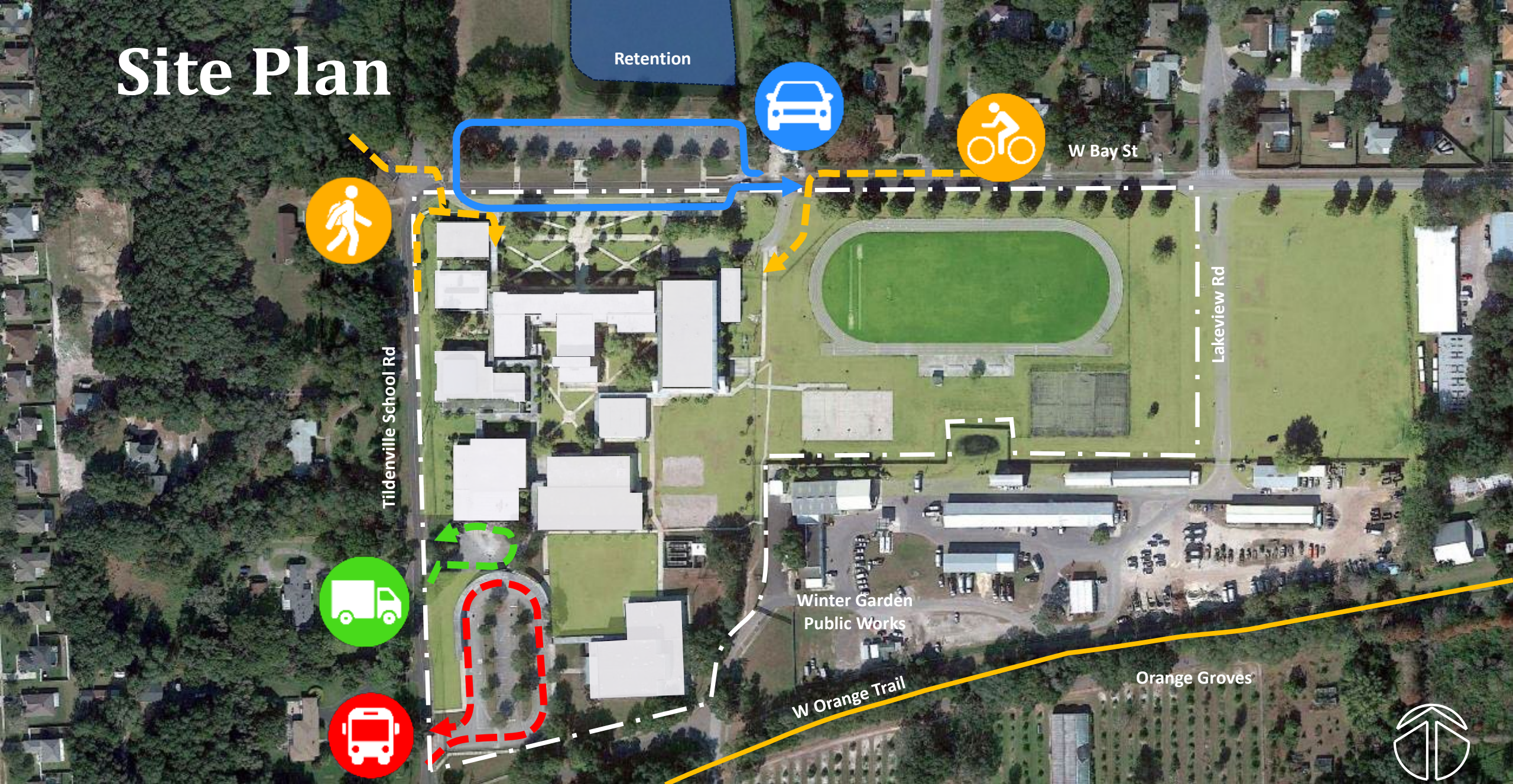
Vicinity + Community



Lakeview MS Comprehensive Renovation



Site Plan








Exterior Elevation – Building 1


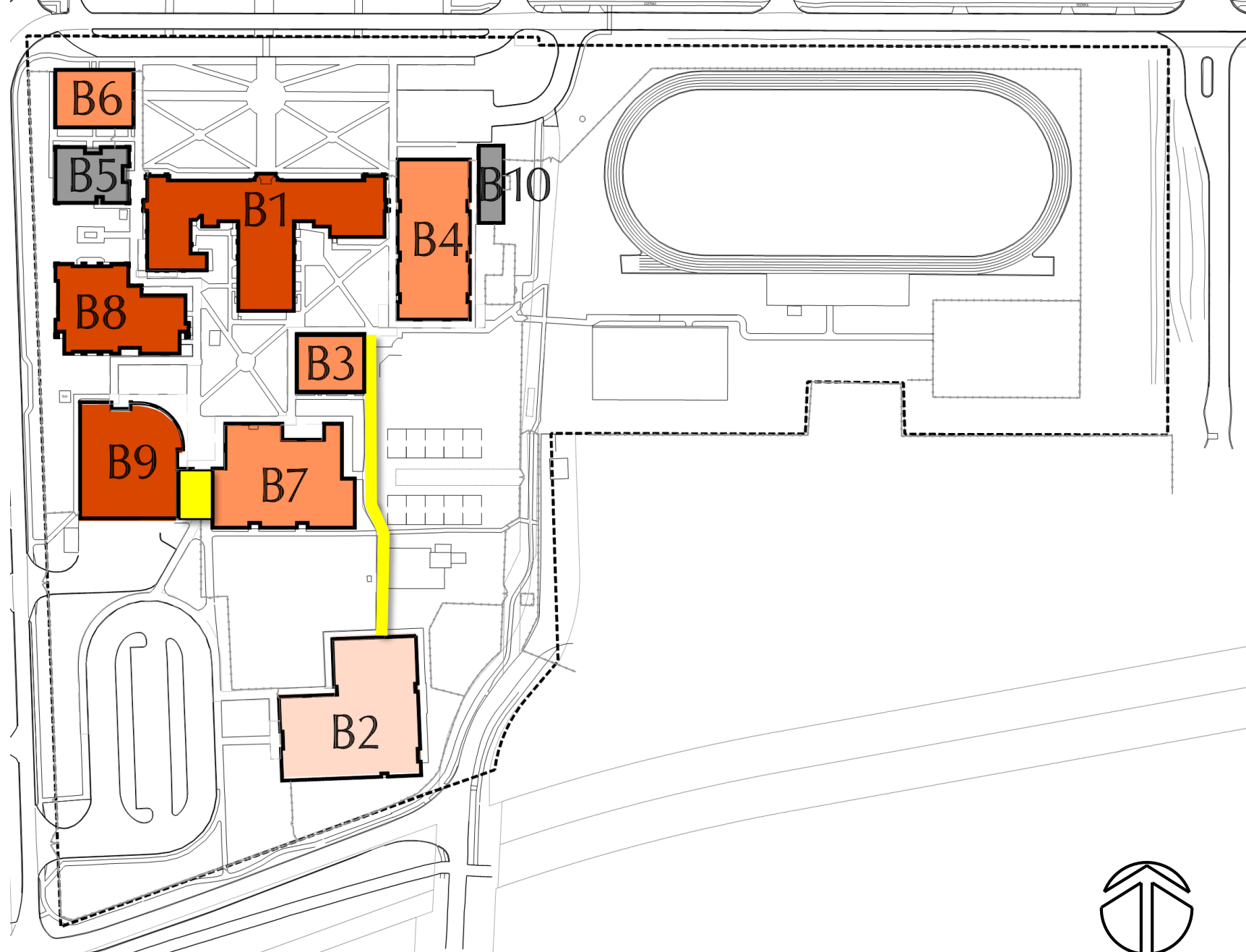


Exterior Elevation – Building 1



Scope Overview

-  Buildings 1, 8, and 9:
Remodeling, Finishes,
H.V.A.C
-  Buildings 3, 4, 6, and 7:
Finishes, H.V.A.C.
-  Building 2:
Bleacher Repair, Evaluate
Gym Floor
-  Buildings 5 and 10:
Capital Renewal
-  New Connecting
Canopies



Campus-Wide Upgrades

- Trim trees
- Correct grading
- Resurface parking lots, courts, repair sidewalks
- Repair exterior stairs, steps, railings
- Repair covered walkways, new LED lighting
- Seal windows, doors, concrete panels
- Repoint and regrout brick
- Repaint exterior walls and details
- New signage, including marquee sign



Campus-Wide Upgrades

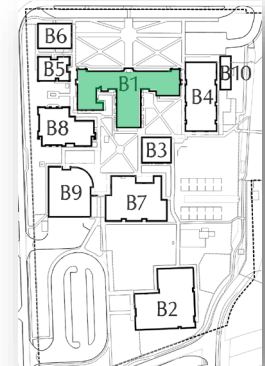
- Repair or replace doors
- New door hardware
- New interior finishes
- New window coverings, cabinetry, teaching technology
- Upgrade restrooms
- New acoustic ceiling tile and LED lighting
- New HVAC and ductwork
- New data, electric, fire protection systems



Reroofing- Separate project expected to be completed prior to start of comprehensive renovation

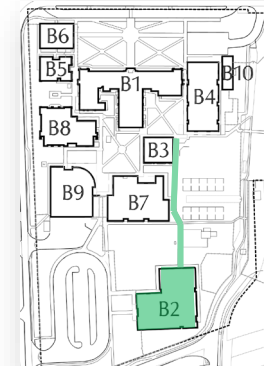
Building 1 – Administration / Classrooms

- New secure lobby with public restroom
- New clinic
- New main entry ramp
- Reconfigure under-sized classrooms and administration spaces
- Auditorium: new finishes, house lighting, control platform, acoustics
- New stage wheelchair lift
- New canopy over exterior egress stair
- New HVAC, LED lighting, teaching technology
- New finishes



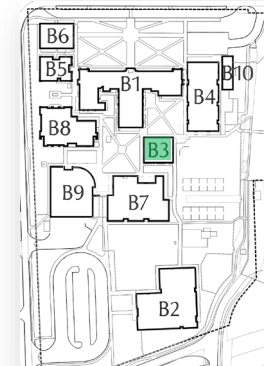
Building 2 – Gymnasium

- Repair bleachers
- Repair lockers
- Evaluate Gym floor
- New covered walkway canopy between Building 2 and Building 4



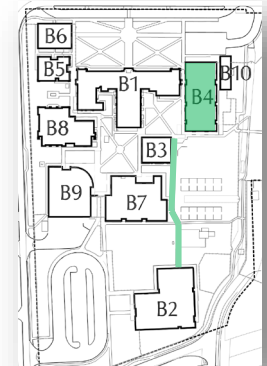
Building 3 – Technology Labs

- Secure ladder to HVAC mezzanine
- Addition of two restrooms
- Computer Skills Lab becomes the Tech Exploration Lab.
- Addition of Technical Resource Center
- New HVAC, LED lighting, teaching technology
- New finishes and ceiling tiles



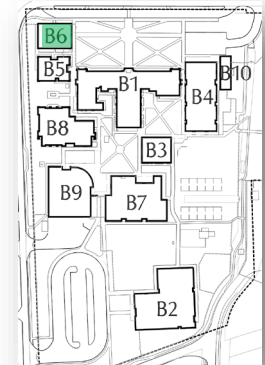
Building 4 – Classrooms

- Refinish exterior railings and stair handrails
- Renovate campus elevator
- Upgrade restrooms
- Repair cabinetry
- New HVAC, LED lighting, teaching technology
- New finishes and ceiling tiles
- New connecting canopy to Gym



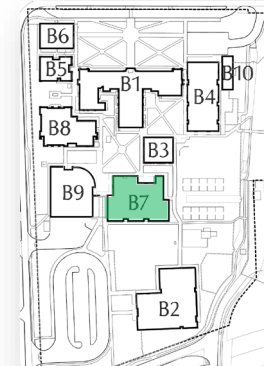
Building 6 – Classrooms

- Clinic moves to Building 1.
- Existing Clinic remodeled to Teacher Planning
- Upgrade restrooms
- Remodel large classroom into two classrooms
- Permanently lock exterior doors (from current Clinic) for security
- New HVAC, LED lighting, teaching technology
- New finishes and ceiling tiles



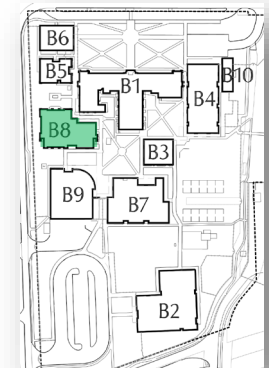
Building 7 – Art / Music

- Upgrade restrooms
- Remodel Art Classroom – new kiln room
- New cabinetry and built-in shelving
- New HVAC, LED lighting, teaching technology
- New finishes and ceiling tiles



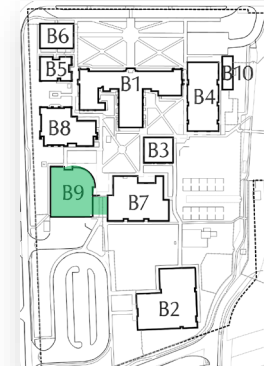
Building 8 – Media Center

- New Circulation Desk furniture
- Four new restrooms
- New furniture and shelving
- New thermal-reflective window shades
- Upgrade CCTV Lab
- New HVAC, LED lighting, teaching technology
- New finishes and ceiling tiles

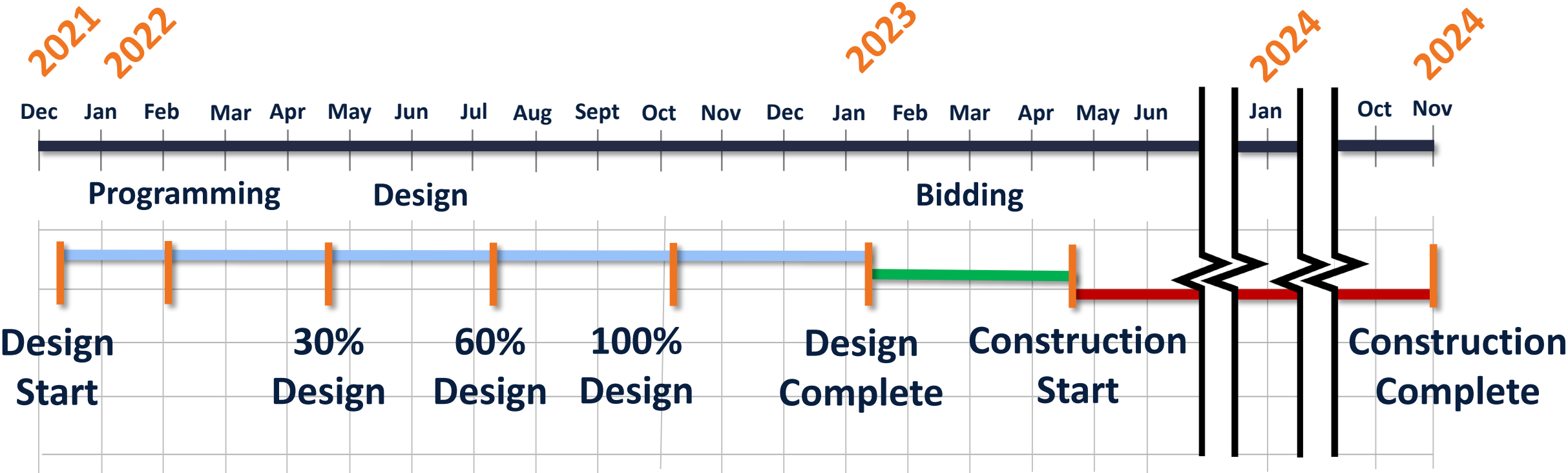


Building 9 – Cafeteria

- Renovate kitchen
- New staff restroom
- New vestibule between student restrooms and dining space
- New projector and screen
- Expand outside dining area
- New LED lighting
- New finishes and acoustic wall panels



Design & Construction Schedule



Sustainability

Site

- New mulch and native/low water plants
- Improved stormwater drainage

Buildings

- Energy-Star rated equipment
- New efficient HVAC upgrades
- New LED lighting
- New water saving toilets, faucets, fixtures
- Reduce air leaks
- New thermal efficient window coverings
- New building controls system
- Low-emission finishes
- Remodeling instead of demolishing - highly sustainable





Questions & Answers

