


Goal	Objective	Owner	Baseline Data 2014-15	Results 2018-19	Status	Comments
Intense Focus on Student Achievement	Earn and maintain a district letter grade of A based on the components and processes for school grades (62% of total points earned)	Chief Operations Officer	B (56% of total points earned) * 2015-16 New Baseline	A (62% of total points earned)		The percent of total points has increased by six percentage points from the baseline.
	Decrease the number of schools earning a letter grade of D or F based on the components and processes for school grades to zero	Chief Operations Officer	D schools: 20 F schools: 6	D schools: 9 F schools: 0	 	The number of D schools has decreased by eleven. The number of F schools has decreased to zero.
Efficient Operations	<p>Maximize competition for contracting to lower costs and enhance service quality.</p> <p>Measure 1: Competitive spend percentage represents the spend under a competitive solicitation. FY19 Target: 90%</p> <p>Measure 2: Savings as a percent of spend. FY19 Target: 3%</p> <p>Measure 3: Dollar savings FY19 Target: annual</p>	Senior Director	<p>Baseline 1: 86%</p> <p>Baseline 2: 3%</p> <p>Baseline 3: \$14,435,476</p>	<p>Result 1: 86%</p> <p>Result 2: 5%</p> <p>Result 3: \$30,869,009</p>	 	<p>The savings through negotiations for exempt items are often more favorable than using an available contract as a piggyback method of procurement. Improvements in tracking methods for competitive spend will make it easier track future progress.</p>


Met Objective


Made Progress



Failed to Make Progress


<i>Goal</i>	<i>Objective</i>	<i>Owner</i>	<i>Baseline Data 2014-15</i>	<i>Results 2018-19</i>	<i>Status</i>	<i>Comments</i>
	<p>Measure 4: Number of solicitation processes that meet acquisition plan timeline as a percentage of all solicitation processes with an acquisition plan.</p> <p>FY19 Target: 85%</p>		<p>Baseline 4: 60%</p>	<p>Result 4: 87.9%</p>		


 Met Objective


 Made Progress

 Failed to Make Progress

Goal	Objective	Owner	Baseline Data 2014-15	Results 2018-19	Status	Comments
Sustained Community Engagement	<p>Ensure district funds are appropriately reinvested into local, small and diverse companies.</p> <p>Measure 1: Assuring policy compliance, community engagement, and reinvestment in the local economy by increasing MWBE participation in goods and services to meet and maintain the policy compliance of 12%. FY19 Target: 12%</p> <p>Measure 2: Increasing LDB participation in goods and services to 5% by FY20. FY19 Target: 5%</p>	Senior Director	<p>Baseline 1: 12%</p> <p>Baseline 2: < 1%</p>	<p>Result 1: 12%</p> <p>Result 2: 1.3%</p>	<p></p> <p></p>	<p>Up from less than 1% to 1.3%, there was a slight increase in participation this fiscal year. In an ongoing effort, there was also an increase in the number of certified LDBs; that should translate in additional LDB spend in future years.</p>

 Met Objective

 Made Progress

 Failed to Make Progress