

Using to practice for Florida Standards Assessments

Did you know that the district provides a toolbar supporting the Universal Design for Learning for all students that has much of the same functionality as the FSA Test Tools? Well we do! *Read and Write for Google* (RWFG) is installed as an extension¹ on the Google Chrome browser for all OCPS students and teachers.


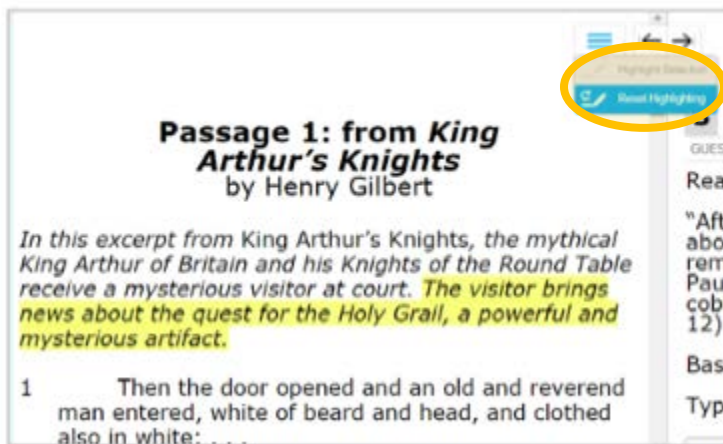
Why does this matter?

Taking an electronic assessment can be stressful for students for many reasons. One of those reasons is that they are not used to manipulating test questions and text on a computer screen. Common test tools available to help students process during the FSA are: Notes, Line Reader, and Highlighting. This is where *RWFG* can help by providing students daily experiences online with the same functionality. Similarities are noted below using color-coding.

Sample FSA Toolbar



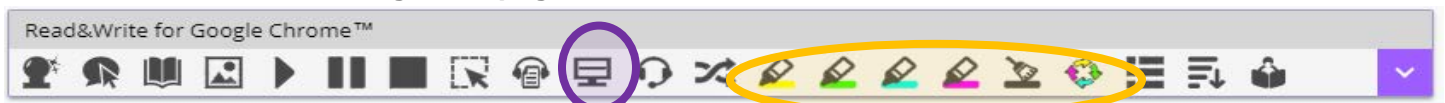
FSA Sample Context Menu from a Passage



RWFG Toolbar when viewing a Google Docs



RWFG Toolbar when viewing a webpage



RWFG Toolbar when viewing an online PDF



To get started using RWFG today, check out the [Read and Write for Google Chrome Quick Reference Guide](#).

¹ District deployed extensions are only viewable when signed in to the Google Chrome browser with OCPS credentials. If signed in to the Google Chrome browser with OCPS credentials and you do not see the RWFG extension, please enter a Tech Request at schooltechrequest.ocps.net or studenttechrequest.ocps.net